

batallón

ORGANIC SOIL BIOSTIMULANT



Increases fruit size and yield

Batallon increases fruit size and evens out the size, resulting in consistent earlier harvest-able yield and reduced harvest frequency.

A prebiotic that converts poor soils to highly active soils at critical times. Works actively on soil properties by improving both nutrition and bioactivity.

INCREASES SIZE, 1ST HARVEST

INCREASES SIZE, WEIGHT

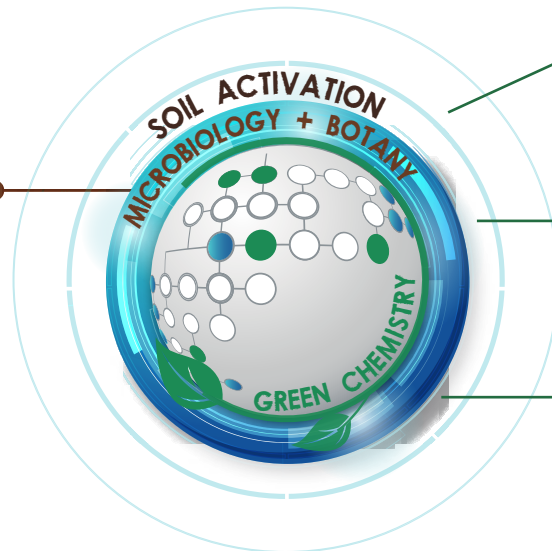
EVEN MATURITY, YIELD



WHAT'S BATALLÓN

• A PREMIUM BIOLOGICALLY FERMENTED PRODUCT FOR UNLOCKING YOUR SOIL'S POTENTIAL

BIOACTIVE MOLECULES
Fermentation extracts which support nitrification processes, phosphorus solubilisation, and mineralisation of potassium and trace elements.




HIGH QUALITY FULVIC ACIDS
Enhance plant-environment communication by improving biological interactions in the soil.

BIOLOGICALLY FERMENTED METABOLITES
Unblocks elements of the soil during unfavourable conditions such as low temperatures or extreme pH.

ORGANIC MATTER & AMINO ACIDS
Complexes and increases bioavailability of nutrients and improves soil structure.


WHAT BATALLÓN DOES



Lettuce ready 6 days earlier // Batallon lettuce 27% heavier; 5.2% wider// Less waste - 89.4% less defective lettuce// 32% increase in yield



1st harvest increase 1st category fruit // 16.5% increase in commercial fruit size // 47% less in lower category fruit size // 6.6% increase in yield // 12.5 % increase profit.



+40,6% increase in yield.
+28,5% increase in fruit weight.
+9,3% increase in marketable onions.

- **Fruiting vegetables** 10-15 L/ha. Apply at least 3 times during fruit filling.
- **Leafy greens:** 10-15L/ha. Make 2 applications 15 & 30 days after transplant.
- **Brassicas:** 10-15 L/ha. Make 2 applications 20 & 10 days before harvest.
- **Cucurbits, incl Melons:** 10-15 L/ha. Make at least two applications. 1st 20-30 days before harvest, and 2nd 10-15 days before harvest.
- **Carrots:** 15 L/ha; 2 applications during carrot development.
- **Onions:** 10-15 L/ha. Make two applications. 1st around 45 days after planting and second 15 days later.
- **Potatoes:** 10-15L/ha. Make 2-3 applications during tuber development.
- **Berries:** 10L/ha. Apply starting from the first fruit set and repeat at 20 days. Apply at a maximum rate when there is a high productive load.
- **Blueberry, raspberry, blackberry:** 10L/ha. Apply at least 3 times during the fruit filling.
- **Strawberries:** 10-15L/ha. Make at least 3 applications; 10 days interval during fruit development.
- **Citrus, Stone & Pome Fruit:** Rate via irrigation 10-20L/ha. Make 2-4 applications from fruit setting until tender fruit. In stone fruit apply until hardening of the pit.
- **Olives:** 10-20L/ha. Make 3 applications every 10 days, the first starting one month before harvest.
- **Tropical & subtropical fruit:** 10-20L/ha. Make 2-4 applications from petal fall/setting until tender fruit growth.
- **Wine & table grapes:** 10L/ha. Apply from blooming until veraison every 10-15 days.