

Actinobact

Liquid - Fast acting beneficial microbes



MICROBIAL
ACTIVITY
& DIVERSITY



ZERO
RESIDUE

Actinobact liquid contains billions of fast acting, beneficial bacteria that deliver healthy plant root systems by colonising the root surface.

Contains: Bacillus subtilis, Streptomyces sp

Beneficial microbes are an important part of a healthy root system.

Nature's ecological processes use beneficial microbes to maintain the health of plant roots. Beneficial microbes colonise the root zone and act in a number of ways including:


- Attacking and out competing pathogenic fungi
- Solubilising nutrients
- Supplying growth hormones to plants

Actinobact contains powerful beneficial microbes that are ideal for use at any stage of crop growth to maintain healthy roots.

- Highly effective for field and greenhouse use
- Easy to use - liquid formulation
- Mixes with ag-chem and fertiliser
- Can be applied as a foliar spray, soil drench or via irrigation

We recommend using Actinobact to maintain a healthy root system.

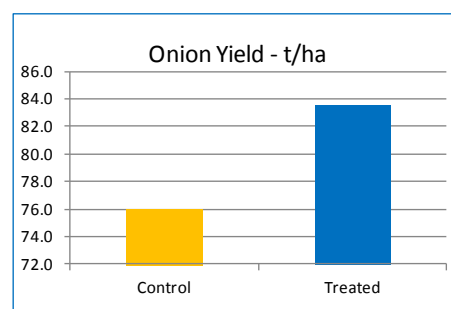
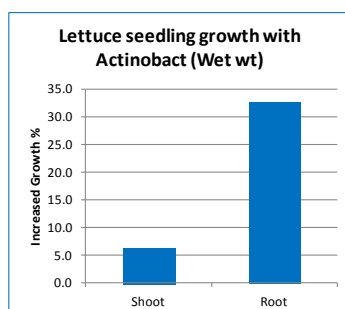
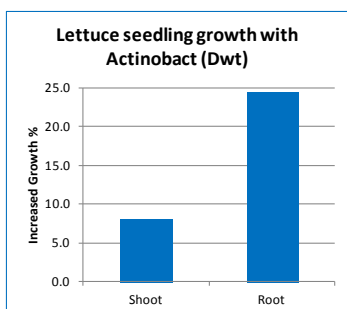
Australian trials showing healthier plants with Actinobact.



Spinach- better establishment

Onion - more roots, healthier roots

Lettuce - improved growth



Lettuce - % increased shoot & root growth

Onion - increased yield

Beneficial Microbes = healthy roots

PACK SIZES:

3L's and 10L's

CONTAINS:

Contains *Streptomyces* sp & *Bacillus subtilis*
(1 x 10⁸ cfu/ml)

DIRECTIONS FOR USE:

Can be mixed with most pesticides. Do not mix with copper fungicide, bactericides, strong acids or broad spectrum sanitisers. Do not apply within 3 weeks of soil fumigation.

Compatible with most dilute liquid fertilisers. Do not use with anhydrous ammonia. Dilute with clean water.

Shake well before use.

APPLICATION RATES:

Fruit & Vegetable Crops:

Use 1-2L/ha of Actinobact in an appropriate amount of water. Apply as a soil drench, spray, transplant dip or through irrigation to the area immediately surrounding the roots or seeds. Apply until soil around seed or root ball of plant is saturated without creating run off.

Apply every 14-90 days depending on environmental conditions and dosage level.

Transplant Dip & Drench:

Seedling Trays:

Mix 200ml Actinobact per 100L water.

Bare rooted trees:

Mix 350ml Actinobact per 20L water.

Greenhouses and Nurseries:

Mix 150ml Actinobact in enough water to blend evenly into 1 cubic metre of growing media or potting mix.

Hydroponics:

Soak seeds and/or plugs with a solution of 50ml Actinobact per litre of water before placing them in growing trays.

In a recirculating (NFT) system, apply 10ml Actinobact per 100L of water and renew after each water change.

In open (run-to-waste) systems, apply 150ml Actinobact per 400sq.m of green house.

Turf:

Apply as a drench at a rate of 750ml of Actinobact per 1,000sq.m for initial application of problem areas. Maintenance applications of 250ml per 1000sq.m every 6 to 8 weeks are recommended. For best results use with wetting agent.

STORAGE & CLEAN UP:

Ideally refrigerate at temperatures between 4°C & 10°C.

Store in original container away from direct sunlight. Do not return mix to original drums. Clean up spills with water.



Tel: 08 9384 3789
Tel: 03 9008 6352
info@organicfarming.com.au
www.organicfarming.com.au
© Sustainable Ventures Pty Ltd -8-16



Certification # 6177M